

Electrochemical 3 Electrode Sensor

EC4-NH₃-100 - Ammonia

Technical Specification



Part Number:

01-EC4-NH₃-100-01

Features

- Zero bias
- High sensitivity
- High selectivity
- Excellent sensitivity at low temperatures
- Stable zero point
- Water based electrolyte
- Double sealed housing for advanced leakage protection

Typical applications

- Leakage detection
- TLV-monitoring
- General industry
- Semiconductor industry
- Livestock and poultry industry
- Cooling systems
- Emissions
- Indoor air quality
- Industrial safety
- Environmental monitoring
- Food and Refrigeration industry

Performance

Sensitivity	110±25 nA /ppm
Zero current	± 100 nA
Response time	
-T ₅₀	< 20 s
-T ₉₀	< 50 s
Range	100ppm
Repeatability	2%
Lower Detectable Limit (LDL)	≤ 1ppm
Resolution (16Bit ADC)	0.1ppm
Maximum overload	200ppm
Linear range	100ppm

Environment

Temperature Range	-30 to 50 °C
Humidity Range (non condensing)	10 to 95 % r.H
Pressure Range	800 to 1200 hPa

Operation

Operating principle	amperometric
Bias voltage	0mV
Recommended load resistor	10 to 220Ω
Warm up time	< 60 s

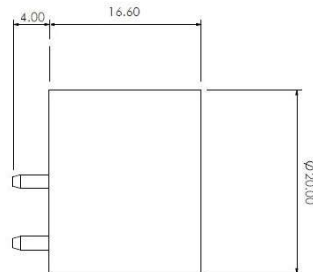
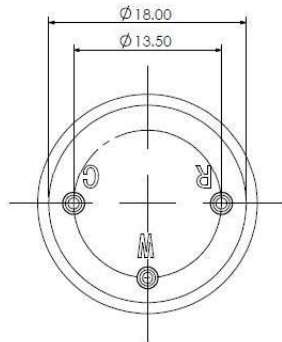
Lifetime

Long Term Sensitivity Drift	< 1%/month
Zero Drift in clean air	< 10ppm
Storage conditions	0-20 °C
Storage life	6 month
Expected Life Time	24 month
Warranty	12 month

Housing

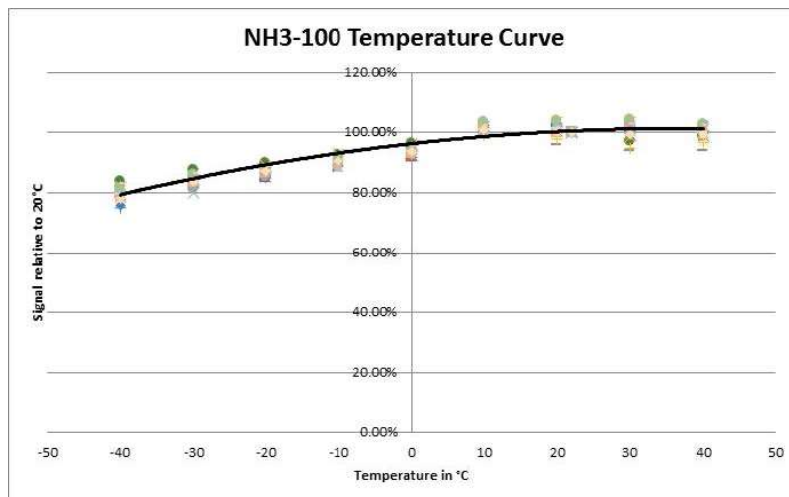
Housing material	ABS
Weight	< 6 g

Dimensions



All dimensions in mm. All tolerances are 0.10 mm unless otherwise stated

Temperature curve



Cross sensitivity

Gas	Formula	Test concentration (ppm)	Sensor reading (ppm)
Carbon Dioxide	CO ₂	5000	0
Carbon Monoxide	CO	100	0
Chlorine	Cl ₂	1.0	0
Hydrogen	H ₂	100	0
Hydrogen Sulphide	H ₂ S	50	0
Isopropanol	C ₃ H ₇ OH	1000	0
Nitric Oxide	NO	25	n.e.

DISCLAIMER: Sensor performance is temperature dependent. Performance data stated is based on test conditions with new sensors at 23°C, 50%rH and 1 atm, flow rate >150qcm/min using EC-Sense recommended circuitry. Cross sensitivity gases are not target gases. Relations and performance can change, also with ageing of the sensor. In the interest of continued product improvement, EC-Sense reserves the right to change design features and specifications without prior notification. We do not accept any legal responsibility for customer applications of our sensors. EC-Sense accepts no liability for any consequential losses, injury or damage resulting from the use of this document, the information contained within or from any omissions or errors herein. This document does not constitute an offer for sale and the data contained is for guidance only and may not be taken as warranty. Any use of the given data must be assessed and determined by the user thereof to be in accordance with federal, state and local laws and regulations. All specifications outlined are subject to change without notice.

WARNING: EC-Sense sensors are designed to operate in a wide range of harsh conditions. It is nevertheless essential to prevent exposure to high concentrations of solvent vapours during storage, assembly and operation. When using sensors on printed circuit boards (PCB's), degreasing agents should be used prior to the sensor being fitted. Please note that gluing or soldering direct to the pins of EC-Sense gas sensors will void any warranty. Please use PCB sockets when connecting EC-Sense sensors. Any electrochemical EC-Sense gas sensor can potentially fail to meet specification without warning. Despite the high reliability of our products, we recommend checking all sensors and instruments for response to gas before use, especially where life safety is a performance requirement of the product. At the end of the product's life, do not dispose of any electronic sensor, component or instrument in the domestic waste but contact EC-Sense or their distributor for disposal instructions. Customers should test under their own conditions to ensure that the sensors are suitable for their specific requirements.